ISO 9001
INNOBIZ INNOVATION BUSINESS

THE NAME OF QUALITY ROCK DRILLING TOOLS, D-MIND

D-MiND
Technology

Welcome to the D-MIND Technology

D-MIND Technology has been growing up to be a front-running enterprise in the machine parts & mold manufacturing industry since commencement in 1986 based on the experienced manpower and accumulated technologies with the motto of the company, "Humanity, Responsibility and Sincerity"

Now, entering to the age requiring a new change, D-MIND Technology accelerates to develop new products and put them on the domestic and global markets to cope with the market being matured day by day and keen competitive environment and at the same time, promises to provide clients with the most competitive and advanced products and services, by strengthening the management strategy one step further through maintaining the exiting dominant position and intensifying the investment and meeting the diverse needs from the market.

Executives and employees of D-MIND Technology promise to make the best endeavors to raise the value of the company and the products through the ceaseless technology development, process control and satisfaction of clients based on active and aggressive pioneering spirit, and to come into the world again as D-MIND Technology that clients can visit and rely on any time by understanding the change of the age one step earlier and by preparing the client-oriented system by the right management unchanged.
Thank you.

CEO and President

HISTORY

1900's Story

1986.06	Established Dae Sung Precision Co., Ltd
1989.12	Registered as a cooperated vender of Hyundai Electronics
1990.02	Registered Small & Medium Business Administration [SMBA]
1990.04	Registered the factory in the Ministry of Commerce and Industry
1990.10	Started to manufacture the product of own company
1990.05	Moved the factory [Haengdang-dong Seongdong-gu, Seoul]
1992.10	Selected as a promising small and medium industry [Korea Credit Guarantee Fund]
1994.01	Registered as a cooperated vender of Sindoricoh Co.,Ltd
1996.02	Established Dae Sung Special Steel Co., Ltd
1999.12	Exported to Dae Hwa Metal U.K Ltd.

2000's Story

2000.03	Change company name to D-Mind Co., Ltd
2002.02	Registered as a cooperated vender a Korea Angel Machinery
2005.04	Registered as a cooperated vender of SooSan Co.,Ltd.
2007.05	Obtained quality assurance certificated of ISO9001
2008.02	Certified as a small & medium industry of technology innovation
2008.04	Changed company name to D-mind technology Co., Ltd
2009.04	Selected as a SMBA venture business company
2009.11	Selected as a promising Small and Medium Business for export
	Registered information copyrights
2009.12	Establishment of the company R&D center
	Registered the patent for drill bit producing process
	Certified as a management innovation company
2010.11	Awarded for out standing export performance

CONTENTS

2_ HISTORY

4_ NOMENCLATURE

6_ ROCK DRILL BITS GUIDE

8_ DRILL STEEL EQUIPMENT
- TAPERED DRILL EQUIPMENT
- DRIFTING DRILLING EQUIPMENT
- BENCH DRILLING EQUIPMENT

21_ SHANK ADAPTERS

31_ DEMOLITION TOOLS
- BREAKER TOOLS

32_ DOWN THE HOLE BIT

_ USED MACHINE

33_ PRECISION PARTS
- DRIFTER PARTS

35_ FACILITIES

Dynamic
Machine
Industry
Network
Design

D-MiND Technology

Nomenclature

Button Bit

BIT DIA

FLUSH HOLE WAY 1:0, 2:1, 3:2, 4:3, 5:4

B 03 - 045 B - A1 - 1 → 1.SV 2.IR 3.OTHERS

PRODUCT

B	Bit
E	Extension Rod
D	Drifter Rod
M	M/F Rod
C	Coupling
S	Shank Adapter
T	Tapered Rod

THREAD FORM

1	R25
2	R28
3	R32
4	R38
5	T35
6	T38
7	T45
8	T51
9	T60
10	Taper 6
11	Taper 7
12	Taper 11
13	Taper 12

CARBIDE

S	Spherical
B	Ballistic
P	Parabolic
C	Conical

BODY TYPE

A	Flat Face
B	Drop center
C	Dome
D	Retract
E	Retract Drop
F	Heavy duty
G	1*4 Type
H	2*3 Type
I	2*4 Type
J	2*5Type
K	2*6Type
L	3*6Type
M	3*6 WType

Drifting & Extention Rod

DIAMETER

A	Single Thread
B	Tandem Thread

E - R 38 F D - 3 0 5 0 - A

PRODUCT

B	Bit
E	Extension Rod
D	Drifter Rod
M	M/F Rod
C	Coupling
S	Shank Adapter
T	Tapered Rod

MATERIAL SHAPE

H	Hexagon
R	Round

THREAD FORM

A	R25
B	R28
C	R32
D	R38
E	T35
F	T38
G	T45
H	T51

Coupling Sleeve



C 1 - FF

PRODUCT

B	Bit
E	Extension Rod
D	Drifter Rod
M	M/F Rod
C	Coupling
S	Shank Adapter
T	Tapered Rod

MATERIAL SHAPE

1	Coupling
2	Adapter

THREAD FORM

A	R25
B	R28
C	R32
D	R38
E	T35
F	T38
G	T45
H	T51
I	T60

Shank Adapter

S A 2 7 - D 495 S

DRIFTER TYPE

LENGTH

S: Separate flushing

T: Tube Size

PRODUCT

B	Bit
E	Extension Rod
D	Drifter Rod
M	M/F Rod
C	Coupling
S	Shank Adapter
T	Tapered Rod

THREAD FORM

A	R25
B	R28
C	R32
D	R38
E	T35
F	T38
G	T45
H	T51
I	T60

Rock Drilling Bits Guide

D-MIND ROCK DRILLING BITS GUIDE

There are many different styles of bits used throughout the industry. Each style was created for a particular application. However, specialized drillers have found way to make a bit design for one application work well in other applications. The follwing is a general guide of normal application for the D-mind styles of bits.

Flat Face Button

This design offers 24% more, total carbide area. It's actually a stronger design. Also this bit has 4 flushing holes instead of 2 flushing holes so will provide you more good cleaning. Useful for hard rock, abrasive rock, homogeneous rock application.

Hard Rock Button

It is designed for the toughest drilling condition with impact carbides and a hardened bit body. The gauge carbides are longer to provide excellent carbide retention. Useful for hard rock, abrasive rock, homogeneous rock application.

Ballistic Button

This bit is designed for use in limestone and other soft rock formations. It looks more pointed shape for the button than spherical buttons. Useful for medium hard rock, abrasive rock, homogeneous rock application.

Drop Center Spherical Button

Normally used in broken rock formations to obtain a straighter hole. This recessed area helps to guide the bit in a straight path, resisting the tendency to follow fractures in the rock. Useful for hard rock, abrasive rock, homogeneous rock, penetration rock application.

Drop Center Ballistic Button

This bit combines the straightening characteristics of the drop center bit with the speed of ballistic buttons. Available in selected sizes in the T thread group. Useful for medium hard rock, abrasive rock, homogeneous rock, penertration rock application.

Retract Spherical Button

Designed for applications requiring very straight hole. The long bit body works very efficiently for the straight hole at the deepest & seamed rock formation. Also cutting part of the bottom of bit body, it act as a grinder for debris that come from the rock. Useful for hard, Medium hard ,abrasive ,fissued, penertration rock application

Retract Ballistic Button

The long bit body works very efficiently for the straight hole at the deepest & seamed rock formation. Also cutting part of the bottom of bit body, it act as a grinder for debris that come from the rock. Tips looks more pointed shape than spherical buttons. Useful for medium hard, abrasive, homogeneous, fissued, penetration rock application.

CARBIDE SHAPE

Spherical

Hard rock and ultra-hard rock layers. Effective in a rock layer which causes wear in a great degree.

Parabolic

Medium hard rock and hard rock layers

Ballistic

Soft rock and medium hard rock layers. High drilling speed can be obtain compare with cross bit.

Conical

Limestone, The tip end is sharp and the drilling efficiency is excellent
This bit demonstrates its ability especially in limestone.

DRILL STEEL EQUIPMENT

TAPERED DRILL EQUIPMENT

Tapered Drill Bit

- H22(7/8") TAPER 12° SERIES
- H22(7/8") TAPER 7° SERIES

DRIFTING DRILLING EQUIPMENT

- ROPE THREAD R32(1-1/4") SERIES

BENCH DRILLING EQUIPMENT

- T-THREAD T38(1-1/2") SERIES
- T-THREAD T45(1- 3/4") SERIES
- T-THREAD T51(2") SERIES
- T-THREAD T60(2-3/8") SERIES

(Available upon customers request)



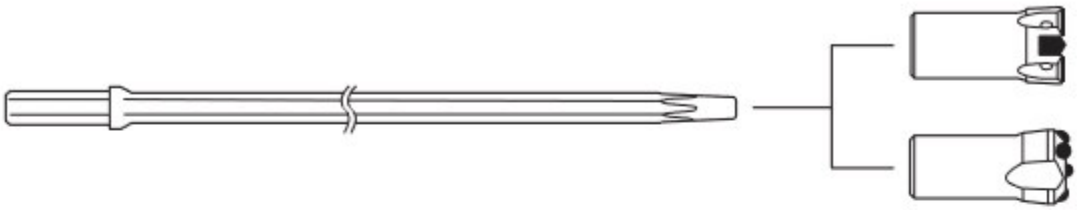

Tapered Drill Bit

H22 (7/8") Taper 12° Series

Bit	Carbide Shape	Dimension Dia		Buttons*Button Dia Gauge		Buttons*Button Dia Front		Gauge Buttons	Flushing Hole		Approx Weight		Part No.
		mm	inch	EA	mm	EA	mm	Angle	front	side	kg	lb	
	BA	32	1 1/4"	5	7	2	7	40	1	1	0.3	0.75	B13-032B-J1-3
	BA	35	1 3/8"	5	7	2	7	35	1	1	0.3	0.75	B13-035B-J1-3
	BA	38	1 1/2"	5	8	2	7	35	1	1	0.4	0.85	B13-038B-J1-3

H22 (7/8") Taper 7° Series

Bit	Carbide Shape	Dimension Dia		Buttons*Button Dia Gauge		Buttons*Button Dia Front		Gauge Buttons	Flushing Hole		Approx Weight		Part No.
		mm	inch	EA	mm	EA	mm	Angle	front	side	kg	lb	
	BA	32	1 1/4"	3	8	2	7	35	1	1	0.3	0.75	B11-032B-H1-3
	BA	26	1 1/32"	4	8	1	7	30	1	1	0.25	0.70	B11-026G-I1-3
	BA	28	1 1/8"	4	7	1	7	35	1	1	0.28	0.73	B11-028G-I1-3
	BA	30	1 3/16"	4	7	1	7	35	1	1	0.3	0.75	B11-030G-I1-3
	BA	32	1 1/4"	4	8	1	7	35	1	1	0.3	0.75	B11-032G-I1-3
	BA	35	1 3/8"	4	8	2	7	35	1	1	0.4	0.85	B11-035B-I1-3
	BA	32	1 1/4"	5	7	2	7	32	1	1	0.3	0.75	B11-032B-J1-3
	BA	35	1 3/8"	5	7	2	7	32	1	1	0.3	0.75	B11-035B-J1-3
	BA	38	1 1/2"	5	8	2	7	35	1	1	0.4	0.85	B11-038B-J1-3
	BA	41	1 5/8"	5	8	2	7	35	1	1	0.4	0.85	B11-041B-J1-3
	BA	45	1 3/4"	5	9	2	7	35	1	1	0.5	0.95	B11-045B-J1-3

Drifting Drilling Equipment

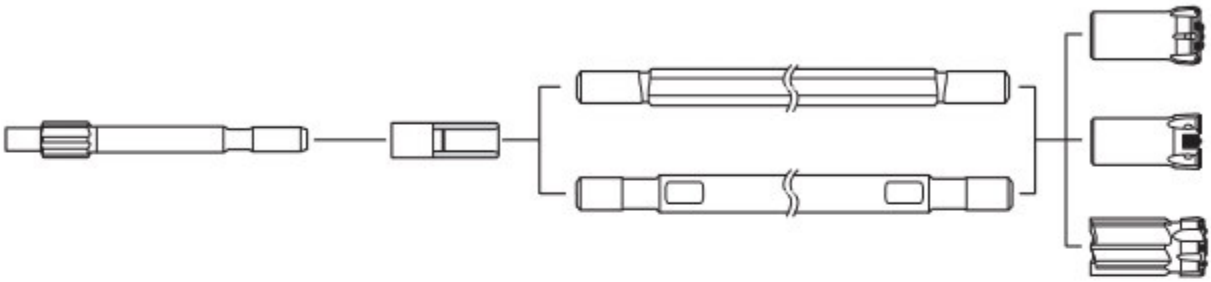

R32 (1 - 1/4") Series

Bit	Carbide Shape	Dimension Dia		Buttons*Button Dia Gauge		Buttons*Button Dia Front		Gauge Buttons	Flushing Hole		Approx Weight		Part No.
		mm	inch	EA	mm	EA	mm	Angle	front	side	kg	lb	
	SP	41	1 5/8"	5	9	2	8	25	2		0.6	1.05	B03-041S-J1-1
	SP	43	1 11/16"	5	10	2	9	30	2	1	0.6	1.05	B03-043S-J1-1
	SP	45	1 3/4"	6	11	3	9	30	3	1	0.7	1.15	B03-045S-J1-1
	SP	38	1 1/2"	5	8	2	8	30	3	1	0.5	0.95	B03-038S-L1-1
	SP	41	1 5/8"	6	8	3	8	30	3	1	0.6	1.05	B03-041S-L1-1
	BA	41	1 5/8"	6	8	3	8	30	3	1	0.6	1.05	B03-041B-L1-1
	SP	43	1 11/16"	6	9	3	8	30	3	1	0.7	1.15	B03-043S-L1-1
Flat Face	SP	45	1 3/4"	6	10	3	8	30	3	1	0.7	1.15	B03-045S-L1-1
	BA	45	1 3/4"	6	10	3	8	30	3	1	0.7	1.15	B03-045B-L1-1
	SP	48	1 7/8"	6	10	3	9	30	3	1	0.95	1.40	B03-048S-L1-1
	BA	48	1 7/8"	6	10	3	9	30	3	1	0.95	1.40	B03-048B-L1-1
	SP	51	2"	6	10	3	9	30	3	1	1	1.45	B03-051S-L1-1
	BA	51	2"	6	10	3	9	30	3	1	1	1.45	B03-051B-L1-1
	SP	57	2 1/4"	6	11	3	9	30	3	1	1.2	1.65	B03-057S-L1-1
	BA	57	2 1/4"	6	11	3	9	30	3	1	1.2	1.65	B03-057B-L1-1
	SP	64	2 1/2"	8	11	4	10	35	3		1.7	2.15	B03-064S-L1-1
	BA	64	2 1/2"	8	11	4	10	35	3		1.7	2.15	B03-064B-L1-1
	SP	45	1 3/4"	6	10	3	8	30	3	1	0.8	1.25	B03-45S-M4-1
	BA	45	1 3/4"	6	10	3	8	30	3	1	0.8	1.25	B03-45B-M4-1
	PA	45	1 3/4"	6	10	3	8	30	3	1	0.8	1.25	B03-45P-M4-1
	SP	51	2"	6	10	3	9	30	3	1	1	1.45	B03-51S-M4-1
Flat Face	BA	51	2"	6	10	3	9	30	3	1	1	1.45	B03-51B-M4-1
	PA	51	2"	6	10	3	9	30	3	1	1	1.45	B03-51P-M4-1
	PA	57	2 1/4"	6	11	3	9	30	3		1.2	1.65	B03-57P-M4-1
	PA	64	2 1/2"	8	11	4	10	35	3		1.7	2.15	B03-64P-M4-1
	BA	57	2 1/4"	6	10	3	10	35	3		1.6	2.05	B03-57B-D4-1
	SP	64	2 1/2"	8	11	4	10	35	2		1.7	2.15	B03-64S-D4-1
Retract													

R32 (1 - 1/4") Series

Drifting Rod	Hexagon H		Length		Approx' Weight		Thread		Part No.
	mm	inch	mm	ft / inch	kg	lb	A	B	
Hexagon Single Rod	32	1 1/4"	3090	10' 2"	19.7	20.15	R32	R38	D-H32CD-3090-A
			3700	12' 2"	23.4	23.85	R32	R38	D-H32CD-3700-A
			4310	14'	27.2	27.65	R32	R38	D-H32CD-4310-A
	32	1 1/4"	3090	10' 2"	19.5	19.95	R32	T38	D-H32CF-3090-A
			3700	12' 2"	23.2	23.65	R32	T38	D-H32CF-3700-A
			4310	14'	27.1	27.55	R32	T38	D-H32CF-4310-A
Hexagon Single Rod 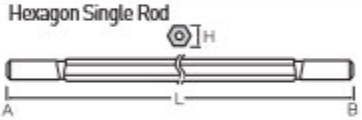	35	1 3/8"	4310	14' 2"	30.3	30.75	R32	R38	D-H35CD-4310-A
			4920	16' 2"	36.9	37.35	R32	R38	D-H35CD-4920-A
			4920		36.9	37.35	R32	T38	D-H35CF-4920-A

Extension Rod	Round D		Length		Approx' Weight		Thread		Part No.
	mm	inch	mm	ft / inch	kg	lb	A	B	
Round Single Rod 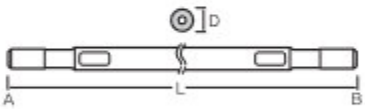	32	1 1/4"	1000	3' 3"	5.64	6.09	R32	R32	E-R32CC-1000-A
			1220	4"	6.88	7.33	R32	R32	E-R32CC-1220-A
			1820	6"	10.04	10.49	R32	R32	E-R32CC-1820-A
			2440	8"	13.72	14.17	R32	R32	E-R32CC-2440-A
			3050	10"	17.3	17.75	R32	R32	E-R32CC-3050-A
			3660	12"	20.63	21.08	R32	R32	E-R32CC-3660-A
Round Single Rod 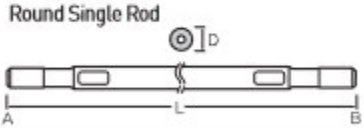	39	1 9/16"	4350	14"	37.3	37.75	R32	T38	E-R39CF-4350-A
			4920	16' 1/2"	42.1	42.55	R32	T38	E-R39CF-4920-A

Coupling Sleeve	Round D		Length		Approx' Weight		Thread		Part No.
	mm	inch	mm	inch	kg	lb	A	B	
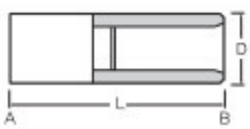	44	1 3/4"	150	6"	1	1.45	R32	R32	C1-CC
	54	2 1/8"	170	6 3/4"	1.7	2.15	R38	R38	C1-DD
	54	2 1/8"	190	7.4"	1.8	2.25	T38	T38	C1-FF

Adapter Coupling	Round D		Length		Approx' Weight		Thread		Part No.
	mm	inch	mm	inch	kg	lb	A	B	
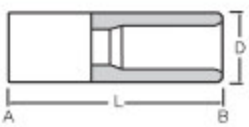	54	2 1/8"	181	7 9/64"	1.7	2.15	R32	R38	C2-CD
	54	2 1/8"	190	7.4"	1.9	2.35	R32	T38	C2-CF
	54	2 1/8"	190	7.4"	1.8	2.25	R38	T38	C2-DF

Bench Drilling Equipment

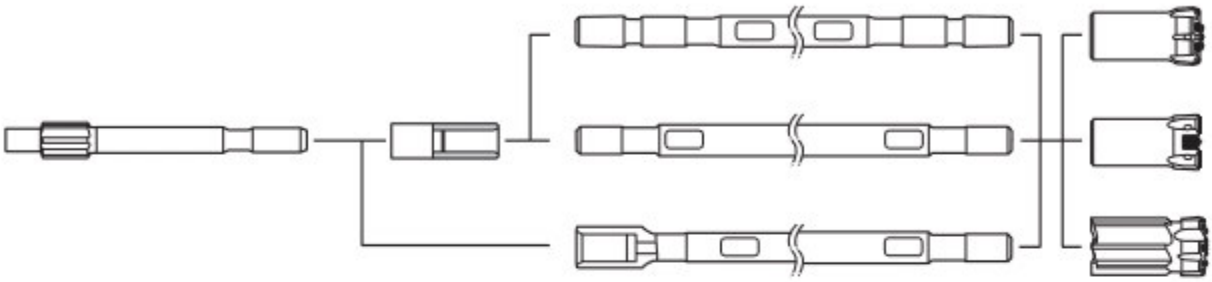

T38 (1-1/2") Series

Bit	Carbide Shape	Dimension Dia mm	Dimension Dia inch	Buttons*Button Dia Gauge EA	Gauge mm	Front EA	Front mm	Center EA	Center mm	Gauge Buttons Angle	Flushing Hole front	Flushing Hole side	Approx Weight kg	Approx Weight lb	Part No.
Flat Face	SP	64	2 1/2"	8	11	4	10			35	2		1.5	1.95	B06-064S-A3-1
	BA	64	2 1/2"	8	11	4	10			35	2		1.5	1.95	B06-064B-A3-1
	SP	70	2 3/4"	8	10	6	10			35	2		1.7	2.15	B06-070S-A3-1
	SP	76	3"	8	11	4	11			35	2		1.9	2.35	B06-076S-A3-1
	BA	76	3"	8	11	4	11			35	2		1.9	2.35	B06-076B-A3-1
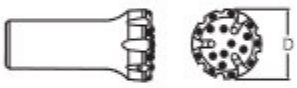 Flat Face	SP	89	3 1/2"	9	11	6	10			35	3		3.7	4.15	B06-089S-A4-1
	BA	89	3 1/2"	9	11	6	10			35	3		3.7	4.15	B06-089B-A4-1
	SP	102	4"	9	12	6	12			35	3		4.6	5.05	B06-102S-A4-1
	BA	102	4"	9	12	6	12			35	3		4.6	5.05	B06-102B-A4-1
Flat Face	SP	102	4"	8	14	5	12			35	4		4.8	5.25	B06-102S-A5-2
	BA	102	4"	8	14	5	12			35	4		4.8	5.25	B06-102B-A5-2
Flat Face	PA	64	2 1/2"	6	12	3	11			35	3		1.5	1.95	B06-064P-A4-1
	PA	76	3"	7	12	4	11			35	3		1.8	2.25	B06-76P-A4-1
Drop Center	SP	64	2 1/2"	6	11	4	10			35	3		1.42	1.87	B06-064S-B4-2
	BA	64	2 1/2"	6	11	4	10			35	3		1.42	1.87	B06-064B-B4-2
	SP	76	3"	6	11	4	11			35	3		2.6	3.05	B06-076S-B4-2
	BA	76	3"	6	11	4	11			35	3		2.6	3.05	B06-076B-B4-2
Drop Center	SP	89	3 1/2"	8	12	5	11			35	4		3.6	4.05	B06-089S-B5-2
	BA	89	3 1/2"	8	12	5	11			35	4		3.6	4.05	B06-089B-B5-2
	SP	102	4"	8	14	5	12			35	4		5.5	5.95	B06-102S-B5-2
	BA	102	4"	8	14	5	12			35	4		5.5	5.95	B06-102B-B5-2
Heavy Duty	SP	64	2 1/2"	6	12	3	11			35	3		1.7	2.15	B06-064S-F1-2
	SP	76	3"	8	12	4	11			35	2		2.7	3.15	B06-076S-F1-2
	SP	89	3 1/2"	8	13	5	13			35	2		3.9	4.35	B06-089S-F1-2

T38 (1-1/2") Series

Bit	Carbide Shape	Dimension Dia mm	Dimension Dia inch	Buttons*Button Dia Gauge EA	Gauge mm	Front EA	Front mm	Center EA	Center mm	Gauge Buttons Angle	Flushing Hole front	Flushing Hole side	Approx Weight kg	Approx Weight lb	Part No.
Retract Flat Face	SP	64	2 1/2"	8	11	4	10			35	2		1.9	2.35	B06-064S-D1-3
	BA	64	2 1/2"	8	11	4	10			35	2		1.9	2.35	B06-064B-D1-3
	SP	76	3"	8	11	4	11			35	2		3	3.45	B06-076S-D1-3
	BA	76	3"	8	11	4	11			35	2		3	3.45	B06-076B-D1-3
	SP	76	3"	8	12	4	10			35	2		3	3.45	B06-076S-D1-3
	BA	76	3"	8	12	4	10			35	2		3	3.45	B06-076B-D1-3
Retract Flat Face	SP	89	3 1/2"	8	11	6	11			35	4		5.5	5.95	B06-089S-D5-2
	BA	89	3 1/2"	8	11	6	11			35	4		5.5	5.95	B06-089B-D5-2
	SP	102	4"	8	12	6	11			35	4		7.2	7.65	B06-102S-D5-2
	BA	102	4"	8	12	6	11			35	4		7.2	7.65	B06-102B-D5-2
Retract Drop Center	SP	64	2 1/2"	6	11	3	10	1	10	35	3		1.9	2.35	B06-064S-E4-2
	BA	64	2 1/2"	6	11	3	10	1	10	35	3		1.9	2.35	B06-064B-E4-2
	SP	76	3"	6	11	3	11	1	11	35	3		3	3.45	B06-076S-E4-2
	BA	76	3"	6	11	3	11	1	11	35	3		3	3.45	B06-076B-E4-2
Retract Drop Center	SP	76	3"	8	11	4	11	1	10	35	4		3	3.45	B06-076S-E5-1
	BA	76	3"	8	11	4	11	1	10	35	4		3	3.45	B06-076B-E5-1
	SP	89	3 1/2"	8	11	4	11	2	9	35	4	1	5.3	5.75	B06-089S-E5-1
	BA	89	3 1/2"	8	11	4	11	2	9	35	4	1	5.3	5.75	B06-089B-E5-1
	SP	89	3 1/2"	8	12	4	11	2	9	35	4	1	5.3	5.75	B06-089S-E5-2
	BA	89	3 1/2"	8	12	4	11	2	9	35	4	1	5.3	5.75	B06-089B-E5-2
	BA	95	3 3/4"	8	11	4	11	2	10	35	4	1	6	6.45	B06-095B-E5-1
	SP	95	3 3/4"	8	12	4	11	2	10	35	4	1	6	6.45	B06-095S-E5-1
	BA	95	3 3/4"	8	12	4	11	2	10	35	4	1	6	7.55	B06-095B-E5-1
	BA	102	4"	8	12	4	11	2	11	35	4	1	7.1	7.55	B06-102B-E5-1
	BA	117	4"	8	14	4	13	3	13	35	4		8.7	9.15	B06-117B-E5-2
	BA	127	5"	8	14	4	14	3	13	35	4		10.5	10.95	B06-127B-E5-2

T38 (1 - 1/2") Series

Extension Rod	Hexagon H		Length		Approx' Weight		Thread		Part No.
	mm	inch	mm	ft	kg	lb	A	B	
Hexagon Rod	32	1 1/4"	3050	10'	20.4	20.85	T38	T38	E-H32FF-3050-A
			3660	12'	24	24.45			E-H32FF-3660-A
			4270	14'	26	26.45			E-H32FF-4270-A

Extension Rod	Round D		Length		Approx' Weight		Thread		Part No.
	mm	inch	mm	ft / inch	kg	lb	A	B	
Round Single Rod 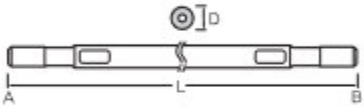	39	1 1/2"	1020	3 3"	8.2	8.65	T38	T38	E-R39FF-1020-A
			1220	4'	9.9	10.35			E-R39FF-1220-A
			1525	5'	12.3	12.75			E-R39FF-1525-A
			1830	6'	14.7	15.15			E-R39FF-1830-A
			2020	6.6'	17.7	18.15			E-R39FF-2020-A
			3050	10'	24.7	25.15			E-R39FF-3050-A
			3660	12'	29.4	29.85			E-R39FF-3660-A
			4000	12'	32.1	32.55			E-R39FF-4000-A
			4270	14'	34.7	35.15			E-R39FF-4270-A

Extension Rod	Round D		Length		Approx' Weight		Thread		Part No.
	mm	inch	mm	ft	kg	lb	A	B	
Round Tandem Rod 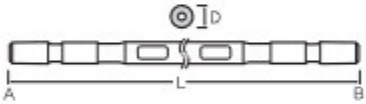	39	1 9/16"	3050	10'	24.7	25.15	T38	T38	E-R39FF-3050-B
			3660	12'	29.4	29.85			E-R39FF-3660-B
			4000	12'	32.1	32.55			E-R39FF-4000-B
			4270	14'	34.7	35.15			E-R39FF-4270-B
Round M/F Rod 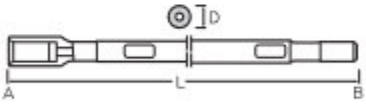	39	1 9/16"	1220	4'	9.9	10.35	T38	T38	M-R39FF-1220-A
			1525	5'	12.3	12.75			M-R39FF-1525-A
			1830	6'	14.7	15.15			M-R39FF-1830-A
			2440	8'	21.3	21.75			M-R39FF-2440-A
			3050	10'	24.7	25.15			M-R39FF-3050-A
			3660	12'	29.4	29.85			M-R39FF-3660-A

Coupling Sleeve	Round D		Length		Approx' Weight		Thread		Part No.
	mm	inch	mm	inch	kg	lb	A	B	
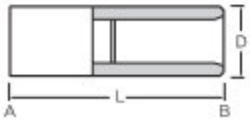	54	2 1/8"	190	7 1/2"	1.8	2.25	T38	T38	C1-FF

Adapter Coupling	Round D		Length		Approx' Weight		Thread		Part No.
	mm	inch	mm	inch	kg	lb	A	B	
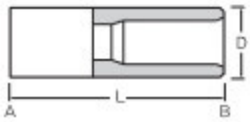	54	2 1/8"	190	7 1/2"	1.7	2.15	T38	R32	C2-FC
	54	2 1/8"	190	7 1/2"	1.7	2.15	T38	R38	C2-FD
	63	2 1/2"	215	8 15/32"	3.1	3.55	T38	T45	C2-FG

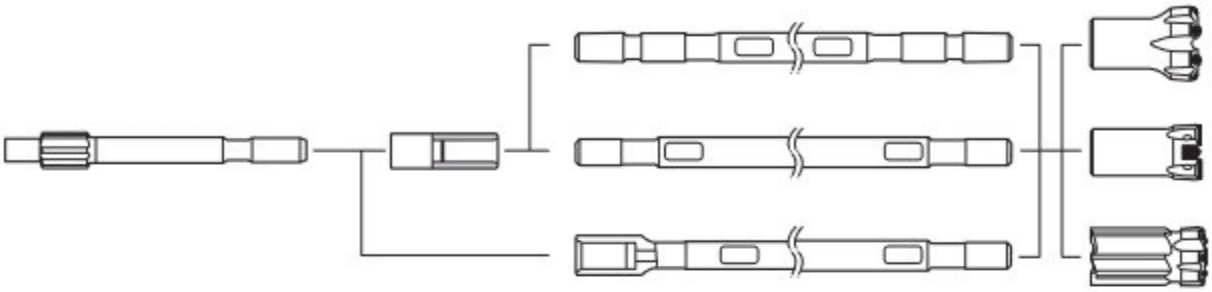

T45 (1-3/4") Series

Bit	Carbide Shape	Dimension Dia mm	Dimension Dia inch	Buttons*Button Dia Gauge EA	Gauge mm	Front EA	Front mm	Center EA	Center mm	Gauge Buttons Angle	Flushing Hole front	Flushing Hole side	Approx Weight kg	Approx Weight lb	Part No.
Flat Face	SP	76	3"	8	11	4	11			35	2		2.3	2.75	B07-076S-A1-1
	BA	76	3"	8	11	4	11			35	2		2.3	2.75	B07-076B-A1-1
	SP	89	3 1/2"	9	13	6	13			35	2		3.7	4.15	B07-089S-A1-1
	BA	89	3 1/2"	9	13	6	13			35	2		3.7	4.15	B07-089B-A1-1
Flat Face	PA	76	3"	7	12	4	11			35	3		2.3	2.75	B07-076P-A4-1
	SP	89	3 1/2"	9	11	6	10			35	3		3.7	4.15	B07-089S-A4-1
	BA	89	3 1/2"	9	11	6	10			35	3		3.7	4.15	B07-089B-A4-1
	SP	102	4"	9	12	6	12			35	3		4.8	5.25	B07-102S-A4-1
	BA	102	4"	9	12	6	12			35	3		4.8	5.25	B07-102B-A4-1
Flat Face	SP	102	4"	8	14	5	12			35	4		4.8	5.25	B07-102S-A5-2
	BA	102	4"	8	14	5	12			35	4		4.8	5.25	B07-102B-A5-2
	SP	115	4 1/2"	8	14	7	13			35	4		5.4	5.85	B07-115S-A5-2
	BA	115	4 1/2"	8	14	7	13			35	4		5.4	5.85	B07-115B-A5-2
Drop Center	PA	76	3"	7	12	3	11	1	11	35	3		2.4	2.85	B07-076P-B4-1
	SP	76	3"	6	11	3	11	1	11	35	3		2.4	2.85	B07-076S-B4-2
	BA	76	3"	6	11	3	11	1	11	35	3		2.4	2.85	B07-076B-B4-2
	SP	76	3"	6	12	3	11	1	11	35	3		2.4	2.85	B07-076S-B4-3
	BA	76	3"	6	12	3	11	1	11	35	3		2.4	2.85	B07-076B-B4-3
Drop Center	SP	89	3 1/2"	8	12	4	11	1	11	35	4		3.4	3.85	B07-089S-B5-02
	BA	89	3 1/2"	8	12	4	11	1	11	35	4		3.4	3.85	B07-089B-B5-02
	SP	102	4"	8	14	4	12	1	12	35	4		4.8	5.25	B07-102S-B5-02
	BA	102	4"	8	14	4	12	1	12	35	4		4.8	5.25	B07-102B-B5-02
	SP	115	4 1/2"	8	14	4	13	3	13	35	4		6.2	6.65	B07-115S-B5-02
	BA	115	4 1/2"	8	14	4	13	3	13	35	4		6.2	6.65	B07-115B-B5-02
	SP	127	5"	8	14	4	14	3	14	35	4		6.8	7.25	B07-127S-B5-02
	BA	127	5"	8	14	4	14	3	14	35	4		6.8	7.25	B07-127B-B5-02
Heavy Duty	SP	76	3"	8	12	4	12			35	2		2.3	2.75	B07-076S-F1-2
	SP	89	3 1/2"	8	13	5	13			35	2		3.4	3.85	B07-089S-F1-2
	SP	102	4"	8	14	6	14			35	2		4.5	4.95	B07-102S-F1-2

Bench Drilling Equipment

T45 (1 - 3/4") Series

Bit	Carbide Shape	Dimension Dia mm	Dimension Dia inch	Buttons*Button Dia Gauge EA	Gauge mm	Front EA	Front mm	Center EA	Center mm	Gauge Buttons Angle	Flushing Hole front	Flushing Hole side	Approx Weight kg	Approx Weight lb	Part No.
Retract Flat Face	SP	76	3"	8	11	4	11			35	2		2.8	3.25	B07-076S-D1-2
	BA	76	3"	8	11	4	11			35	2		2.8	3.25	B07-076B-D1-2
Retract Flat Face	SP	89	3 1/2"	8	11	6	11			35	4	1	5.4	5.85	B07-089S-D5-1
	BA	89	3 1/2"	8	11	6	11			35	4	1	5.4	5.85	B07-089B-D5-1
	SP	89	3 1/2"	8	12	6	11			35	4	1	5.4	5.85	B07-089S-D5-1
	BA	89	3 1/2"	8	12	6	11			35	4	1	5.4	5.85	B07-089B-D5-1
	SP	102	4"	8	12	6	11			35	4	1	7	7.45	B07-102S-D5-1
	BA	102	4"	8	12	6	11			35	4	1	7	7.45	B07-102B-D5-1
	SP	102	4"	8	13	6	12			35	4	1	7	7.45	B07-102S-D5-1
	BA	102	4"	8	13	6	12			35	4	1	7	7.45	B07-102B-D5-1
	SP	115	4 1/2"	8	14	7	13			35	4		8.7	9.15	B07-115S-D5-2
	BA	115	4 1/2"	8	14	7	13			35	4		8.7	9.15	B07-115B-D5-2
Retract Drop Center	SP	76	3"	8	11	4	11	1	10	35	4		2.9	3.35	B07-076S-E5-1
	BA	76	3"	8	11	4	11	1	10	35	4		2.9	3.35	B07-076B-E5-1
	SP	89	3 1/2"	8	11	4	11	2	9	35	4	1	5.3	5.75	B07-089S-E5-1
	BA	89	3 1/2"	8	11	4	11	2	9	35	4	1	5.3	5.75	B07-089B-E5-1
	SP	89	3 1/2"	8	12	4	11	2	11	35	4	1	5.3	5.75	B07-089S-E5-1
	BA	89	3 1/2"	8	12	4	11	2	11	35	4	1	5.3	5.75	B07-089B-E5-1
	SP	95	3 3/4"	8	11	4	11	2	10	35	4	1	6	6.45	B07-095S-E5-1
	BA	95	3 3/4"	8	11	4	11	2	10	35	4	1	6	6.45	B07-095B-E5-1
	SP	102	4"	8	12	4	11	2	11	35	4	1	7	7.45	B07-102S-E5-1
	BA	102	4"	8	12	4	11	2	11	35	4	1	7	7.45	B07-102B-E5-1
	SP	110	4 5/16"	8	12	4	12	2	12	35	4	1	8	8.45	B07-110S-E5-3
	BA	110	4 5/16"	8	12	4	12	2	12	35	4	1	8	8.45	B07-110B-E5-3
	SP	115	4 1/2"	8	14	4	13	3	13	35	4		8.7	9.15	B07-115S-E5-2
	BA	115	4 1/2"	8	14	4	13	3	13	35	4		8.7		B07-115B-E5-2

T45 (1-3/4") Series

Extension Rod	Round D		Length		Approx' Weight		Thread		Part No.
	mm	inch	mm	ft / inch	kg	lb	A	B	
Round Single Rod 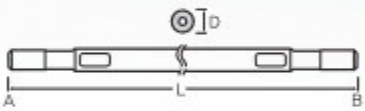	45	1 3/4"	3050	10'	34	34.45	T45	T45	E-R45GG-3050-A
			3660	12'	41	41.45			E-R45GG-3660-A
			4270	14'	48	48.45			E-R45GG-4270-A

Extension Rod	Round D		Length		Approx' Weight		Thread		Part No.
	mm	inch	mm	ft	kg	lb	A	B	
Round Tandem Rod 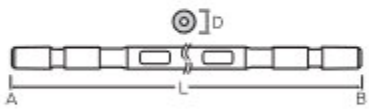	45	1 3/4"	3050	10'	34	34.45	T45	T45	E-R45GG-3050-B
			3660	12'	41	41.45			E-R45GG-3660-B
Round M/F Rod 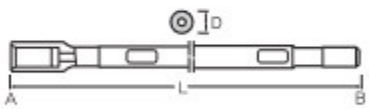	45	1 3/4"	1830	6'	22.6	23.05	T45	T45	M-R45GG-1830-A
			3050	10'	37	37.45			M-R45GG-3050-A
			3660	12'	43	43.45			M-R45GG-3660-A
			4270	14'	50	50.45			M-R45GG-4270-A

Coupling Sleeve	Round D		Length		Approx' Weight		Thread		Part No.
	mm	inch	mm	inch	kg	lb	A	B	
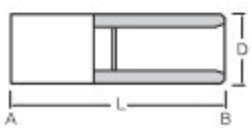	63	2 1/2"	210	8 1/4"	2.7	3.15	T45	T45	C1-GG

Adapter Coupling	Round D		Length		Approx' Weight		Thread		Part No.
	mm	inch	mm	inch	kg	lb	A	B	
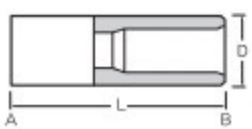	63	2 1/2"	210	8 1/4"	3.1	3.10	T45	R38	C2-GD
	72	2 7/8"	235	9 1/2"	4	4.45	T45	T51	C2-GH

Bench Drilling Equipment

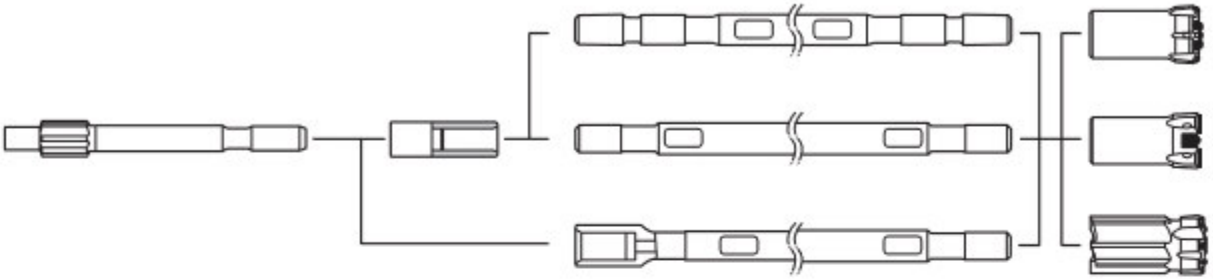

T51 (2") Series

Bit	Carbide Shape	Dimension Dia		Buttons*Button Dia Gauge		Front		Center		Gauge Buttons	Flushing Hole		Approx Weight		Part No.
		mm	inch	EA	mm	EA	mm	EA	mm	Angle	front	side	kg	lb	
Flat Face	SP	89	3 1/2"	9	11	6	10			35	3		3.4	3.85	B08-089S-A1-1
	BA	89	3 1/2"	9	11	6	10			35	3		3.4	3.85	B08-089B-A1-1
	SP	102	4"	9	12	7	12			35	3		4.4	4.85	B08-102S-A1-1
	BA	102	4"	9	12	7	12			35	3		4.4	4.85	B08-102B-A1-1
Flat Face	SP	102	4"	8	14	5	12			35	4		4.5	4.95	B08-102S-A5-2
	BA	102	4"	8	14	5	12			35	4		4.5	4.95	B08-102B-A5-2
	SP	115	4 1/2"	8	14	7	13			35	4		5.3	5.75	B08-115S-A5-2
	BA	115	4 1/2"	8	14	7	13			35	4		5.3	5.75	B08-115B-A5-2
	SP	127	5"	8	14	7	14			35	4		6.1	6.55	B08-127S-A5-2
	BA	127	5"	8	14	7	14			35	4		6.1		B08-127B-A5-2
Drop Center	SP	89	3 1/2"	8	12	4	11	1	11	35	4		3.3	3.75	B08-089S-B5-2
	BA	89	3 1/2"	8	12	4	11	1	11	35	4		3.3	3.75	B08-089B-B5-2
	SP	89	3 1/2"	8	13	4	11	1	11	35	4		3.3	3.75	B08-089S-B5-2
	BA	89	3 1/2"	8	13	4	11	1	11	35	4		3.3	3.75	B08-089S-B5-2
	SP	102	4"	8	14	4	12	1	12	35	4		4.7	5.15	B08-102S-B5-2
	BA	102	4"	8	14	4	12	1	12	35	4		4.7	5.15	B08-102B-B5-2
	SP	102	4"	8	14	4	14	1	14	35	4		4.8	5.25	B08-102S-B5-2
	BA	102	4"	8	14	4	14	1	14	35	4		4.8	5.25	B08-102B-B5-2
	SP	115	4 1/2"	8	14	4	13	3	13	35	4		5.7	6.15	B08-115S-B5-2
	BA	115	4 1/2"	8	14	4	13	3	13	35	4		5.7	6.15	B08-115B-B5-2
	SP	127	5"	8	14	4	13	3	14	35	4		6.7	7.15	B08-127S-B5-2
	BA	127	5"	8	14	4	13	3	14	35	4		6.7	7.15	B08-127B-B5-2
Heavy Duty	SP	89	3 1/2"	8	13	5	13			35	2		3.2	3.65	B08-089S-F1-2
	SP	102	4"	8	14	6	14			35	2		4.7	5.15	B08-102S-F1-2
	SP	115	4 1/2"	8	14	6	14			35	2		6	6.45	B08-115S-F1-2
	SP	127	5"	8	14	7	14			35	2		6.3	6.75	B08-127S-F1-2

Bench Drilling Equipment

T51 (2") Series

Bit	Carbide Shape	Dimension Dia mm	Dimension Dia inch	Buttons*Button Dia Gauge EA	Gauge mm	Front EA	Front mm	Center EA	Center mm	Gauge Buttons Angle	Flushing Hole front	Flushing Hole side	Approx Weight kg	Approx Weight lb	Part No.
Retract Flat Face	SP	89	3 1/2"	8	11	6	11			35	4	1	5.2	5.65	B08-089S-D5-1
	BA	89	3 1/2"	8	11	6	11			35	4	1	5.2	5.65	B08-089B-D5-1
	SP	102	4"	8	12	6	11			35	4	1	6.9	7.35	B08-102S-D5-1
	BA	102	4"	8	12	6	11			35	4	1	6.9	7.35	B08-102B-D5-1
	SP	115	4 1/2"	8	14	7	12			35	4		8.3	8.75	B08-115S-D5-2
	BA	115	4 1/2"	8	14	7	12			35	4		8.3	8.75	B08-115B-D5-2
	SP	127	5"	8	14	7	14			35	4		10.1	10.55	B08-127S-D5-2
	BA	127	5"	8	14	7	14			35	4		10.1	10.55	B08-127B-D5-2
Retract Drop Center	SP	89	3"	8	11	4	11	2	9	35	4	1	5.2	5.65	B08-089S-E5-2
	BA	89	3"	8	11	4	11	2	9	35	4	1	5.2	5.65	B08-089B-E5-2
	SP	89	3 1/2"	8	12	4	11	2	11	35	4	1	5.2	5.65	B08-089S-E5-2
	BA	89	3 1/2"	8	12	4	11	2	11	35	4	1	5.2	5.65	B08-089B-E5-2
	SP	102	3 1/2"	8	12	4	11	2	11	35	4	1	6.9	7.35	B08-102S-E5-2
	BA	102	3 1/2"	8	12	4	11	2	11	35	4	1	6.9	7.35	B08-102B-E5-2
	SP	102	3 3/4"	8	13	4	11	2	11	35	4	1	6.9	7.35	B08-102S-E5-2
	BA	102	3 3/4"	8	13	4	11	2	11	35	4	1	6.9	7.35	B08-102B-E5-2
	SP	115	4 1/2"	8	14	4	13	3	13	35	4		8.2	8.65	B08-115S-E5-2
	BA	115	4 1/2"	8	14	4	13	3	13	35	4		8.2	8.65	B08-115B-E5-2
	SP	127	5"	8	14	4	14	3	14	35	4		10	10.45	B08-127S-E5-2
	BA	127	5"	8	14	4	14	3	14	35	4		10	10.45	B08-127B-E5-2

Bench Drilling Equipment

T51 (2") Series

Extension Rod	Round D		Length		Approx' Weight		Thread		Part No.
	mm	inch	mm	ft / inch	kg	lb	A	B	
Round Single Rod 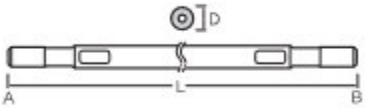	51	2"	3660	12'	50	50.45	T51	T51	E-R51HH-3660-A
			4270	14'	61	61.45			E-R51HH-4270-A
			6100	20'	87	87.45			E-R51HH-6100-A

Extension Rod	Round D		Length		Approx' Weight		Thread		Part No.
	mm	inch	mm	ft	kg	lb	A	B	
Round Tandem Rod 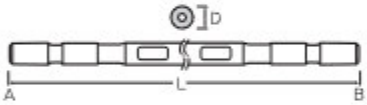	51	2"	3660	12'	49.5	49.95	T51	T51	E-R51HH-3660-B
			4270	14'	59	59.45			E-R51HH-4270-B
Round M/F Rod 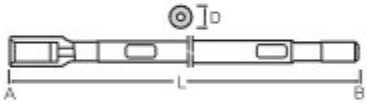	51	2"	3660	12'	53	53.45	T51	T51	M-R51HH-3660-A
			4270	14'	61.6	62.05			M-R51HH-4270-A

Coupling Sleeve	Round D		Length		Approx' Weight		Thread		Part No.
	mm	inch	mm	inch	kg	lb	A	B	
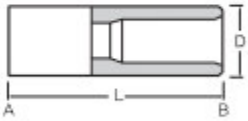	76	3"	228	9"	4.1	4.55	T51	T51	C1-HH

T51

SHANK ADAPTERS

Index

Drifter	Rock Drill	S.N
ATLAS	BBC51/52/54/120	A 01
	BBE56U2/BBE57	A 02
	COP125/130/131	A 03
	COP1032HD	A 04
	COP1036HB/1038HB/1238LE/1238ME COP1038H/1238ME	A 05
	COP1038HL/1238ME	A 06
	COP 1338MEX	A 07
	COP 1440/1838	A 08
	COP1550/1838ME	A 09
	COP1550,1838HO/ME/HE	A 10
	COP1840EX, 1850	A 11
	Atlas Copco 4050	A 12
BOART	HD125/150/HE125/150	B 01
	HD155	B 02
BÖHLER	HS432S	B 03
	HS448	B 04
	HS464	B 05
DNS	DNT3	D 01
FURUKAWA	HD75	F 01
	HD 90	F 02
	HD180	F 03
	HD200	F 04
	HD300	F 05
	HD500	D 01
	HD609	F06
	HD609RP	F 07
	HD612	F 08
	HD612RP	F 09
	HD612QED	F 10
	HD615	F 11
	HD709	F 12
	HD709RP	F 13
	HD712	F 14
	HD712RP	F 15
	HD715	F 16
	HD715RP	F 17
	PD200/M120	F 18
GARDNER DENVER	PR66	G 01
	HPR1H	G 02
	HPR 2H	G 03
	PR123VS	F 18
	PR133	G 04
I.R	LM400	A 02
	YH50/55	I 01
	YH50RP/55RP	I 02
	YH60/60A	A 02
	LM500/YH65/70S/80	I 03
	YH65RP/70RP/80RP	I 04
	YH95/YH100	I 05
	YH95RP/YH100RP	I 06
	YH110V/YH135V	I 07
	YD90M/100M	I 08
	YD130M/135/145	F 18
	URD 475/550V/120/VL140/EVL130	F 18
JOY	VCR361	J 01
	VCR260/360	J 02

Drifter	Rock Drill	S.N
JUNJIN	JET7	F 06
	JET9	F 14
KOMATSU	KDH100(4Spline)	K 01
	KDH100(8Spline)	K 02
KLEMM	4026/4053	K 03
KRUPP	HB103	K 04
	HB30A/40A	K 05
	HB30A/40A	K 06
MONTABERT	HC40	M 01
	H40/50/60/70	A 01
	HC80	M 02
	H100	A 02
	HC120	M 03
	HC80RP	M 04
	HC120R	M 05
	HC120/HC150	M 06
	HC80R/HC120R/HC150R	M 07
	HC80R/HC120R/HC150R	M 08
	HC200R	M 09
MITSU	RPH400/600, DCH400/600	M 10
	DCH400/600	D 01
	RPH200/HYDRASTAR 200/300	M 11
	TR300/350A/400	F 18
MITSUBHISHI	MCD6G	M 12
SIG	HBM100	S 01
	HBM150	S 02
SECOMA	HYDRASTAR200	S 03
SOOSAN	SP3	D 01
	SP3G	F 06
	SP6	F 08
TAMROCK	HL300	T 01
	HL500/500S	T 02
	HL500-38/510-38	T 03
	HL500-45/510-45	T 04
	HL500 S-38/510B/510LH	T 05
	HL550SUPER	T 06
	HL550S/560S	T 07
	HL600-45	T 08
	HL600-52	T 09
	HL600 S-45	T 10
	HL645/645S	T 11
	HL700-45	T 12
	HL700-52	T 13
	HL844	J 02
	HL850	T 14
	HL1000/1000S	T 15
	HL1000-52	T 16
	HL1500	T 17
	HL1500-60	T 18
	HLX5	T 19
	HLR438L/438T, L550S(SF)	S 01
TEISAKU	TR300	F 18
	TRH200	I 08
TOYO	TH500/501/501S/550	T 20
	TH800/900	T 21
	TH900(L)	T 22
	TYPR120/220	F 18

Shank Adapter

S.N	Drifter	Rock Drill	Thread	Flushing Tube Dia	Length	Approx Weight	Part No.
A01	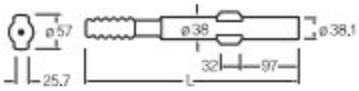	ATLAS BBC51/52/54/120 MONTABERT H40/50/60/70	R32 R38 T38	10 10 10	380 390 390	2.7 3.1 3.1	SA01-C380-T SA01-D390-T SA01-F390-T
A02	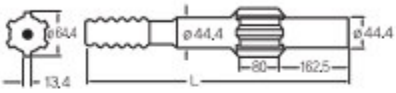	ATLAS BBE56U2/BBE57 I.R(YAMAMOTO) YH60/60A MONTABERT H100 I.R LM400	T38 R38 T45	14 14 14	538 447 550	5.5 4.8 5.8	SA02-F530-T SA02-D447-T SA02-G550-T
A03	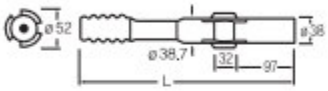	ATLAS COP125/130/131	R32 T38	14 14	380 380	2.7 3.0	SA03-C380-T SA03-F380-T
A04	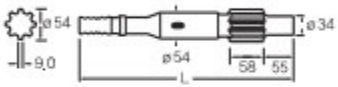	ATLAS COP1032HD	R32	SF	340	3.5	SA04-C340-S
A05	 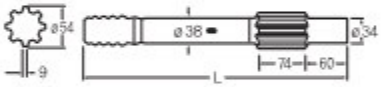	ATLAS COP1036HB/1038HB /1238LE/1238ME	R32 T38 T38 T45 T45 T38	SF SF SF SF SF SF	500 500 590 500 590 575	4.1 4.3 5.0 5.1 6.3 5.5	SA05-C500-S SA05-F500-S SA05-F590-S SA05-G500-S SA05-G590-S SA05-F575-S
		ATLAS COP1038H/1238ME	R38 T38	SF SF	485 485	4.3 4.3	SA05-D485-S SA05-F485-S
A06	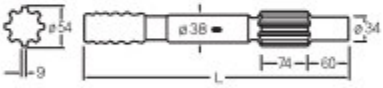	ATLAS COP1038HL/1238ME	R32 T38	SF SF	575 575	4.0 4.9	SA06-C575-S SA06-F575-S
A07	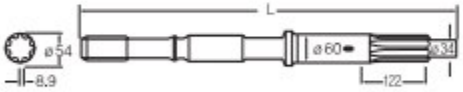	ATLAS COP 1338MEX	T45	SF	780	10.5	SA07-G780-T
A08	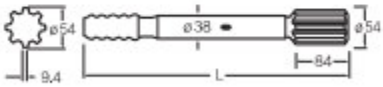	ATLAS COP 1440/1838	T38 R38 R32	SF SF SF	435 435 525	4.4 4.4 5.3	SA08-F435-S SA08-D435-S SA08-C525-S
A09	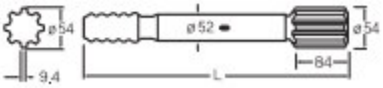	ATLAS COP1550/1838ME	T38 T45 T51	SF SF SF	525 525 525	5.8 5.8 6.2	SA09-F525-S SA09-G525-S SA09-H525-S
A10	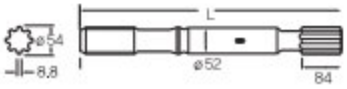	ATLAS COP1550, 1838HO/ME/HE	R32 T38 T45 T51	SF SF SF SF	525 525 525 525	5.7 6.1 6.2 6.8	SA10-C525-S SA10-F525-S SA10-G525-S SA10-H525-S

Shank Adapter

S.N	Drifter	Rock Drill	Thread	Flushing Tube Dia	Length	Approx Weight	Part No.
A11	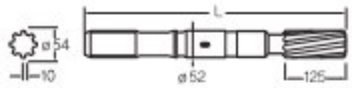	ATLAS COP1840EX, 1850	T45 T51	SF SF	565 565	6.9 7.1	SA11-G565-S SA11-H565-S
A12	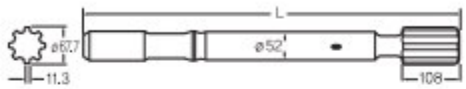	ATLAS 4050	T51	SF	605	10.5	SA12-H605-S
B01		BOART HD125/150/ HE125/150	R32	SF	428	4.0	SB01-C428-S
B02	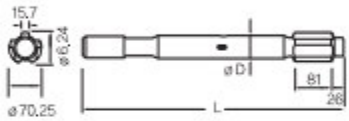	BOART HD155	R32	SF	580	8.6	SB02-C580-S
B03	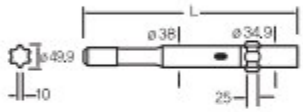	BÖHLER HS432S	R38 T38 R32	SF SF SF	440 440 475	3.2 3.2 3.3	SB03-D440-S SB03-F440-S SB03-C475-S
B04	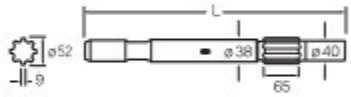	BÖHLER HS448	R32 R38 T38	SF SF SF	500 500 500	4.1 4.3 4.3	SB04-C500-S SB04-D500-S SB04-F500-S
B05	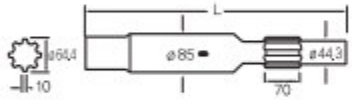	BÖHLER HS464	T38 T45	SF SF	625 625	11.6 11.5	SB-05-F625-S SB-05-G625-S
D01	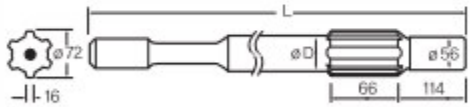	DNS DNT3 FURUKAWA HD500 MITSUI DCH400/600 SOOSAN SP3	R38 T38 T38 T45 T45 T51 T45	16 16 16 16 16 16 16	635 620 635 620 635 635 640	8.0 8.0 8.0 8.0 8.3 8.8 8.3	SD01-D635-T SD01-F620-T SD01-F635-T SD01-G620-T SD01G635-T SD01-H635-T SD01-G640-T
F01	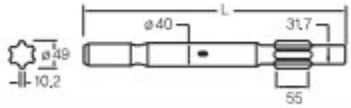	FURUKAWA HD75	R32 R38	SF SF	425 425	3.3 3.5	SF01-C425-S SF01-D425-S
F02	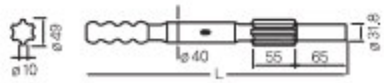	FURUKAWA HD 90	R32 R38	SF SF	515 515	4.0 4.3	SF02-C515-S SF02-D515-S
F03	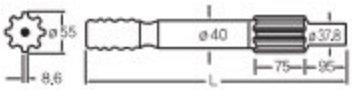	FURUKAWA HD180	T38	14	565	5.0	SF03-F565-T

Shank Adapter

S.N	Drifter	Rock Drill	Thread	Flushing Tube Dia	Length	Approx Weight	Part No.
F04	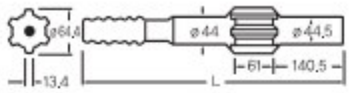	FURUKAWA HD200	R38 T38	14 14	550 550	5.8 5.8	SF04-D550-T SF04-F550-T
F05	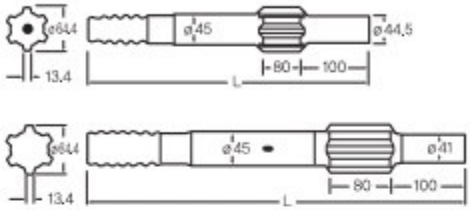	FURUKAWA HD300	T38 T45	16 16	655 655	6.1 6.5	F05-F655-T F05-G655-T
			T45	SF	786	8.4	F05-G786-S
F06	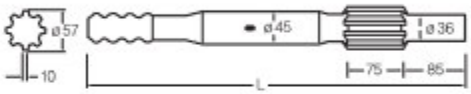	FURUKAWA HD609 JUNJIN JET7 SOOSAN SP3G	T38 T45 T38 T45	SF SF SF SF	620 620 690 690	5.7 5.7 6.4 7.1	SF06-F620-S SF06-G620-S SF06-F690-S
F07	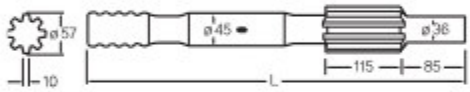	FURUKAWA HD609RP	T38 T45	SF SF	795 795	6.5 6.5	SF07-F795-S SF07-G795-S
F08	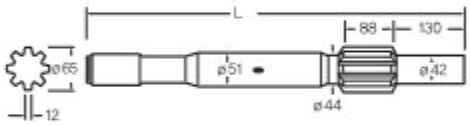	FURUKAWA HD612 SOOSAN SP6	T38 T45 T45	SF SF SF	710 720 700	9.0 9.2 9.1	SF08-F710-S SF08-G720-S SF08-G700-S
F09		FURUKAWA HD612RP	T38 T45 T51	SF SF SF	845 845 845	10.6 11.0 11.4	SF09-F845-S SF09-G845-S SF09-H845-S
F10	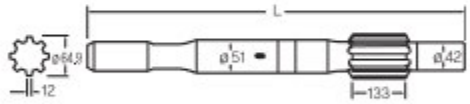	FURUKAWA HD612QED	T45 T51	SF SF	845 845	10.8 11	SF10-G845-S SF10-H845-S
F11	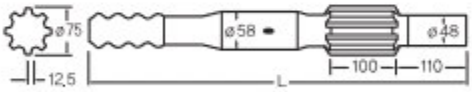	FURUKAWA HD615	T45 T51 T51	SF SF SF	700 700 876	11 11.7 14.0	SF11-G700-S SF11-H700-S SF11-H876-S
F12		FURUKAWA HD709	T38	SF	620	6.5	SF13-F620-S
F13	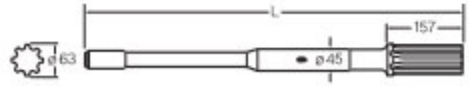	FURUKAWA HD709RP	T38	SF	814	9.1	SF14-F814-S
F14	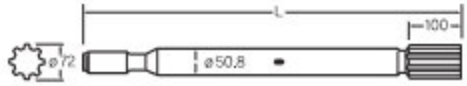	FURUKAWA HD712 JUNJIN JET9	T45 T45 T51	SF SF SF	592 790 790	8.4 9.9 10.8	SF15-G592-S SF15-G790-S SF15-H790-S

Shank Adapter

S.N	Drifter	Rock Drill	Thread	Flushing Tube Dia	Length	Approx Weight	Part No.
F15		FURUKAWA HD712RP	T45 T45 T51	SF SF SF	787 885 885	11.9 12.7 13.4	SF16-G787-S SF16-G885-S SF16-H885-S
F16	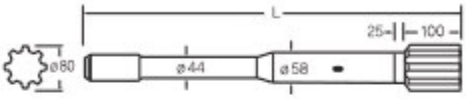	FURUKAWA HD715	T51	SF	790	12.7	SF17-H790-S
F17	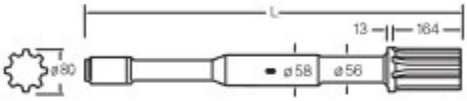	FURUKAWA HD715RP	T51	SF	885	16.2	SF18-H885-S
F18	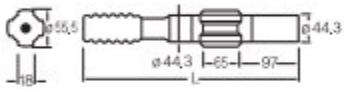	FURUKAWA PD200/M120 MITUSI TR300/350A/400 TOYO TYPR120/220 TAMROCK L600/750 YAMAMOTO YD130M/135/145 TEISAKU TR300 G.D. PR123VS I.R URD475/550/ V120/VL140/EVL130	R32 R38 T38 T38 T45	14 14 14 14 14	355 355 380 446 446	4.0 4.0 4.3 5.0 5.0	SF19-C355-T SF19-D355-T SF19-F380-T SF19-F446-T SF19-G446-T
G01	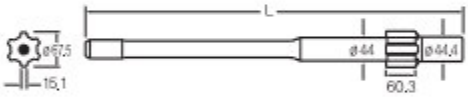	G.D PR66	T38 T45	16 16	711 711	6.2 6.5	SG01-F711-T SG01-G711-T
G02	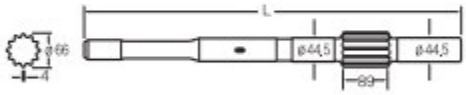	G.D HPR1H	R38 T38 T45	SF SF SF	725 725 725	7.9 7.9 8.2	SG02-D725-S SG02-F725-S SG02-G725-S
G03		G.D HPR 2H	T45 T51	SF SF	915 915	13.5 13.8	SG03-G915-S SG03-H915-S
G04	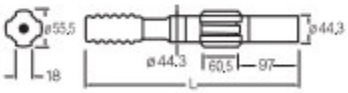	G.D. PR133 FURUKAWA M120 I.R VL140	T38 T45	16 16	446 446	4.5 4.8	SG04-F446-T SG04-G446-T
I 01	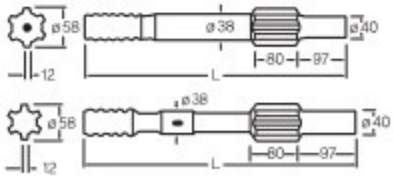	I.R YH50/55	R38 T38 T38	16 16 16	440 440 450	3.7 3.7 3.8	SI01-D440-T SI01-F440-T SI01-F450-T
			R38 T38	SF SF	517 517	5.1 5.1	SI01-D517-T SI01-F517-T
I 02	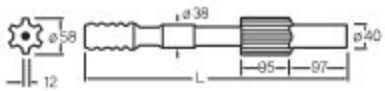	I.R YH50RP/55RP	T38	16	540	4.3	SI02-F540-T

Shank Adapter

S.N	Drifter	Rock Drill	Thread	Flushing Tube Dia	Length	Approx Weight	Part No.
I 03		I.R LM500/YH65/70S/80	T38 T38 T45 T45 T45 T45	19 19 19 19 19 19	705 480 705 480 500 600	7.8 5.0 7.8 5.0 5.4 6.8	SI03-F705-T SI03-F480-T SI03-G705-T SI03-G480-T SI03-G500-T SI03-G600-T
I 04		I.R YH65RP/70RP/80RP	T38 T45	19 19	700 700	7.6 7.9	SI04-F700-T SI04-G700-T
I 05		I.R YH95/YH100	T45 T51	19 19	625 625	7.4 8.3	SI05-G625-T SI05-H625-T
I 06	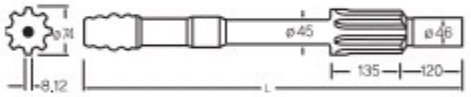	I.R YH95RP/YH100RP	T45 T51	19 16	840 840	10.5 10.9	SI06-G840-T SI06-H840-T
I 07	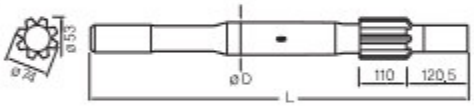	I.R. YH110V/YH135V	T45 T51	SF SF	728 728	11.4 11.7	SI07-G728-S SI07-H728-S
I 08	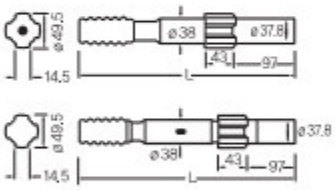	I.R YD90M/100M TEISAKU TRH200	R32 T38 R32 R38	11 11 SF SF	330 330 480 480	2.4 2.6 3.4 3.7	SI08-C330-T SI08-F330-T S08-C480-S S08-D480-S
J 01	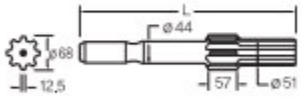	JOY VCR361	T38 T45	19 19	440 440	5.0 5.1	SJ01-F440-T SJ01-G440-T
J 02	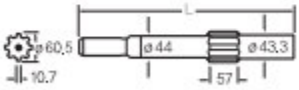	JOY 260/360 TAMROCK HL844	R38 T38 T45	16 16 16	450 450 450	4.4 4.2 4.4	SJ02-D450-T SJ02-F450-T SJ02-G450-T
K01	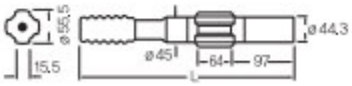	KOMATSU KDH100(4 Splines)	T38	14	455	3.5	SK01-F455-T
K02	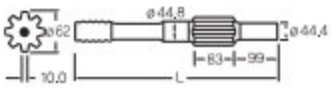	KOMATSU KDH100(8 Splines)	T38 T45	14 14	460 530	3.6 4.1	SK02-F460-T SK02-G530-T

Shank Adapter

S.N	Drifter	Rock Drill	Thread	Flushing Tube Dia	Length	Approx Weight	Part No.
K03	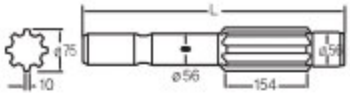	KLEMM 4026/4053	R55LI A55RE	SF SF	500 500	10.5 10.5	SK03-J500-N SK03-K500-N
K04	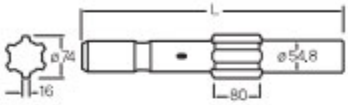	KRUPP HB103	R55 LI A55RE	SF SF	500 500	9.4 9.4	SK04-J500-N SK04-K500-N
K05	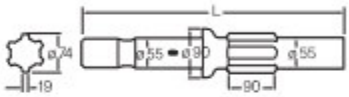	KRUPP HB30A/40A	R55LI A55RE	SF SF	580 580	12.0 12.0	SK05-J580-N SK05-K580-N
K06	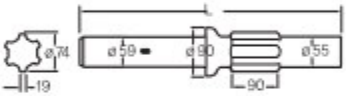	KRUPP HB30A/40A	C64LI	SF	580	13.3	SK06-L580-N
M01	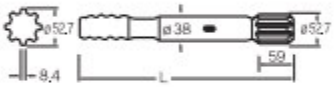	MONTABERT HC40	R32 R38 T38	SF SF SF	366 372 447	3.5 3.5 3.6	SM01-C366-S SM01-D372-S SM01-F447-S
M02	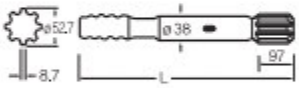	MONTABERT HC80	R32 R38 T38 T38	SF SF SF SF	500 440 500 440	4.1 4.4 4.1 3.7	SM02-C500-S SM02-D440-S SM02-F500-S SM02-F440-S
M03	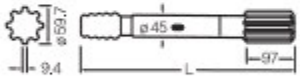	MONTABERT HC120	T38 T45	SF SF	490 490	5.4 5.6	SM03-F490-S SM03-G490-S
M04	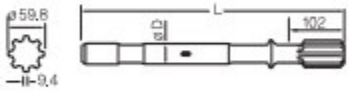	MONTABERT HC80RP	T45	SF	670	7.5	SM04-G670-S
M05	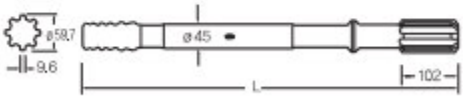	MONTABERT HC120R	T45	SF	670	9.7	SM05-G670-S
M06	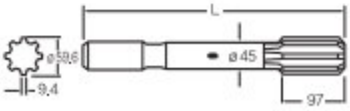	MONTABERT HC120/HC150	T38 T45	SF SF	490 490	5.3 5.6	SM06-F490-S SM06-G490-S
M07	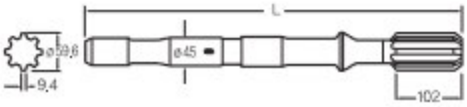	MONTABERT HC80R/ HC120R/HC150R	T45 T45	SF SF	670 771	7.3 8.0	SM07-G670-S SM07-G771-S

Shank Adapter

S.N	Drifter	Rock Drill	Thread	Flushing Tube Dia	Length	Approx Weight	Part No.
M08	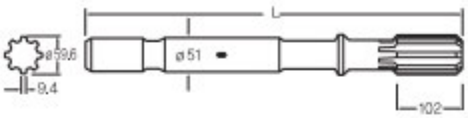	MONTABERT HC80R/ HC120R/HC150R	T45 T51 T45 T51	SF SF SF SF	670 670 771 771	9.0 9.2 9.7 10.2	SM08-G670-S SM08-H670-S SM08-G771-S SM08-H771-S
M09	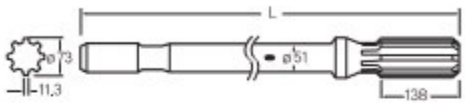	MONTABERT HC200R	T51	SF	840	13.5	SM09-H840-S
M10	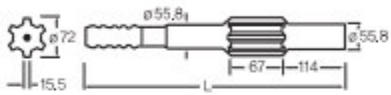	MITSU RPH400/600 DCH400/600	T38 T38 T45 T38	14 14 14 14	450 520 470 610	8.0 9.2 5.7 11.0	SM10-F450-T SM10-F520-T SM10-G470-T SM10-F610-T
M11	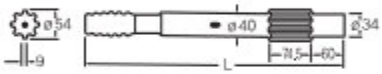	MITSU RPH200/ HYDRASTAR 200/300	R38	SF	467	4.1	SM11-D467-S
M12	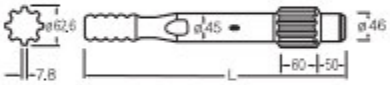	MITSUBISHI MCD6G	T38	SF	470	5.4	SM12-F470-S
S01	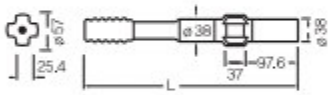	SIG HBM100 TAMROCK HLR438L/438T, L550S(SF)	R32 R38	12.7 12.7	380 380	2.7 3.2	SS01-C380-T SS01-D380-T
S02	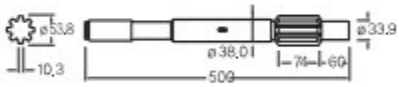	SIG HBM150	R32 T38	SF SF	500 500	3.9 4.2	SS02-C500-S SS02-F500-S
S03	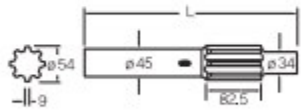	SECOMA HYDRASTAR200	R32	SF	351	3.6	SS03-C351-S
T01	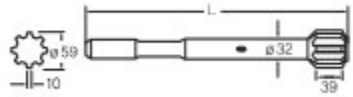	TAMRACK HL300	R32	SF	400	2.6	ST01-C400-S
T02		TAMROCK HL500/500S	R32 T38 T38 R38 T45	SF SF SF SF SF	550 550 480 460 550	4.1 4.6 4.1 3.9 4.5	ST02-C550-S ST02-F550-S ST02-F480-S ST02-D460-S ST02-G550-S
T03	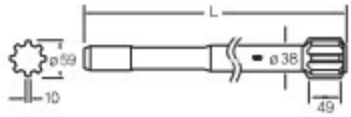	TAMROCK HL500-38/510-38	R32 R38 T38	SF SF SF	550 550 550	4.3 4.5 4.6	ST03-C550-S ST03-D550-S ST03-F550-S

Shank Adapter

S.N	Drifter	Rock Drill	Thread	Flushing Tube Dia	Length	Approx Weight	Part No.
T04	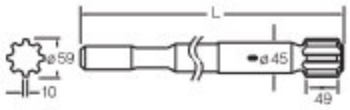	TAMROC K HL500-45/510-45	T38 T45	SF SF	550 550	5.4 5.6	ST04-F550-S ST04-G550-S
T05	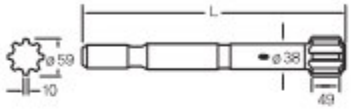	TAMROCK HL500 S-38/510B/510LH	R32 R38 T38	SF SF SF	450 450 450	3.8 4.0 4.0	ST05-C450-S ST05-D450-S ST05-F450-S
T06	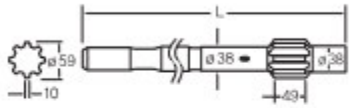	TAMROCK HL550SUPER	R38 T38	SF SF	505 505	4.3 4.3	ST06-D505-S ST06-F505-S
T07	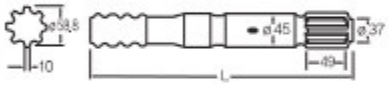	TAMROCK HL550S/560S	R38 T38	SF SF	500 500	5.4 5.4	ST07-D500-S ST07-F500-S
T08	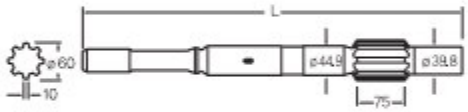	TAMROCK HL600-45	R38 T38 T45	SF SF SF	600 600 600	6.1 6.1 6.3	ST08-D600-S ST08-F600-S ST08-G600-S
T09	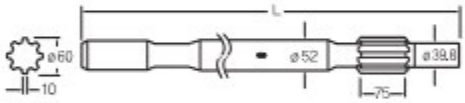	TAMROCK HL600-52	T51 T51	SF SF	650 710	8.3 8.9	ST09-H650-S ST09-H710-S
T10	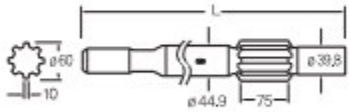	TAMROCK HL600 S-45	T38	SF	525	5.7	ST10-F525-S
T11		TAMROCK HL645/645S	R32 R32 T38 T38 T45	SF SF SF SF SF	600 525 600 525 600	6.3 5.5 6.6 5.8 6.9	ST11-C600-S ST11-C525-S ST11-F600-S ST11-F525-S ST11-G600-S
T12	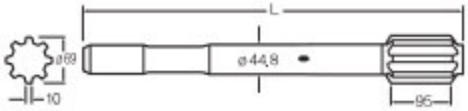	TAMROCK HL700-45	T38 T45	SF SF	600 600	7.1 7.3	ST12-F600-S ST12-G600-S
T13	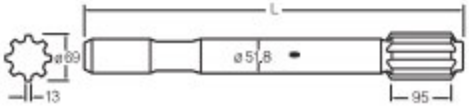	TAMROCK HL700-52	T45 T51	SF SF	600 600	8.4 8.4	ST13-G600-S ST13-H600-S

Shank Adapter

S.N	Drifter	Rock Drill	Thread	Flushing Tube Dia	Length	Approx Weight	Part No.
T14	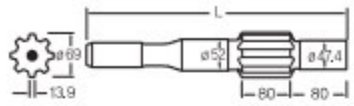	TAMROCK HL850	T45 T51	19 19	500 500	6.3 7.4	ST14-G500-S ST14-H500-S
T15	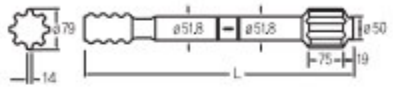	TAMROCK HL1000/1000S	T45 T51	SF SF	670 590	10.3 9.4	ST15-G670-S ST15-H590-S
T16		TAMROCK HL1000-52	T51 T45 T51	SF SF SF	590 670 670	9.7 10.0 10.3	ST16-H590-S ST16-G670-S ST16-H670-S
T17	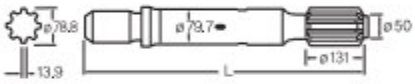	TAMROCK HL1500	ST58 ST68	SF SF	635 635	22.1 27.5	ST17-M635-S ST17-N635-S
T18	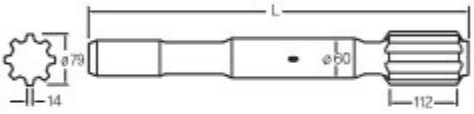	TAMROCK HL1500-60	ST58 T60	SF SF	710 710	13.7 13.7	ST18-O710-S ST18-I710-S
T19	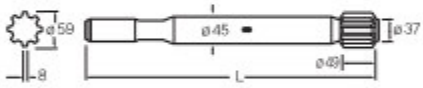	TAMROCK HLX5	T38 R38 T38 T45	SF SF SF SF	500 500 575 575	5.8 5.8 6.7 6.7	ST19-F500-S ST19-D500-S ST19-F575-S ST19-G575-S
T20	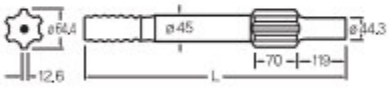	TOYO TH500/ 501/501S/550	T38 T38 T38 T45	12 12 12 12	480 570 550 570	5.0 5.9 5.8 6.1	ST20-F480-T ST20-F570-T ST20-F550-T ST20-G570-T
T21	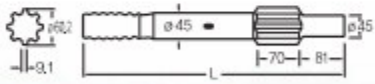	TOYO TH800/900	R38 T45	SF SF	498 498	3.9 3.9	ST21-D498-S ST21-G498-S
T22	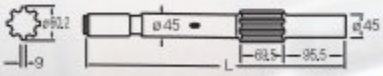	TOYO TH900(L)	T45	SF	512	6.4	ST22-G512-S

DEMOLITION TOOLS

BREAKER TOOLS

DOWN THE HOLE BIT

USED MACHINE

PRECISION PARTS

DRIFTER PARTS

FACILITIES

Demolition Tools

Breaker Tools

Moil Point
General use with demolition work
Roadway
bridge foundation

Chisel
General use with additional
cutting action
trenching of rocky

Blunt
Crushing large rock pieces
ground compression
crushing slag

Index

Manufacture	Serial	Type
ATLAS COPCO	MB	500, 700, 800, 1000,
	HB	2200, 300,
	TEX	75H, 80H, 100H, 180H, 250H, 400H, 600H, 900H, 1800, 200H
FURUKAWA	F	3, 4, 5, 6, 9, 12, 19, 22
	HB	1, 2, 3, 5, 8, 10, 15, 20, 30G
INDECO	MES	121, 150, 180, 200, 350, 450, 521, 550, 621, 650. 2500, 3000, 3500, 4000
MONTABERT	BRP	50, 70, 80, 100, 130, 150
	BRH	40, 75, 90, 125, 270, 570, 625, 750
	BRV	32, 45, 52
KRUPP	HM	45, 50, 60V, 90V, 135V, 190V, 200, 230V, 300, 350V 580, 600, 700, 780V ,800, 900, 950V, 1000
N.P.K	E	200, 201, 203, 205, 210, 213,
	H	08X, 2XA, 4X, 6X, 7X, 9X10X, 10XB, 12X
OKADA	OUB	302A, 303, 305, 308, 310, 312
RAMMER	S	20, 21, 23, 25, 26 , 27, 29, 55, 82
	E	64, 66, 68
	G	80, 90
SOOSAN	SB	30, 35, 43, 45, 50, 60, 70
STANLEY	MB	125, 156, 250, 550, 875, 1500, 1975,
TOKU	TNB	1E, 2E, 4E, 5E, 6E, 7E, 10E, 13E, 16E
YOYO	THBB	71, 101, 301, 401, 801, 1101, 1400,1401
VILVO	MH	90, 95, 160, 260,
MSB	MS	200H, 250H, 300H, 400H, 500H, 550H, 600H, 700H

Down The Hole Bit

Type	Model	Remark
Atlas	COP32, COP42, COP44, COP52/54, COP62, COP84	
Ingersoll-Rand	DHD 3.5, DHD 340A, DHD 359, DHD 369, DHD 380, QL 40, QL 50, QL 60, QL 80	
Sandvik Mission	SD4, SD5, SD6, SD8	
Halco	NACH33, MACH44. MACH50, MACH60, MACH80	

Used Machine

If you are looking for used equipment that is in good condition, you find everything you need in **D-mind technology**

Precision Parts

Drifter Parts



Facilities

Dynamic Machine Industry Network Design

ROCK DRILLING TOOLS

D-MIND TECHNOLOGY